


Get free library ebooks on your

amazon kindle



733 Monroe Turnpike  
Monroe CT 06468  
(203) 452-2850



***Edith Wheeler***  
MEMORIAL LIBRARY

Brought to you by:



Powered by:

**OverDrive®**

1. Go to Bibliomation's OverDrive site

From your home computer, go to <http://bibliomation.overdrive.com>, or access Bibliomation's OverDrive site from you library's website.

2. Sign in:



Click "Sign In" to access your account.

Choose your library from the list. Then, type in your library card number.

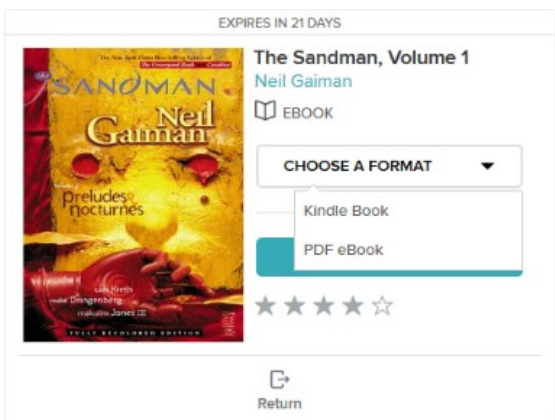

3. Find a book to check out:

You can browse the collection by choosing a category from the home page, or by clicking in the "Search" box and entering a title, author, or keyword.

4. Check out your book:

Click "Borrow" to check the book out.

If all copies of the title are checked out to another user, you will see "Place a Hold" instead. Click here and enter your email address to be notified when the book is available to check out.



5. Download your book:

Once the book is checked out to you, it will appear under "Loans" in your account. To download the book, click "Choose a Format" and select "Kindle Book."

## 6. Transfer the book to your Kindle:

After clicking “Kindle Book,” you will be redirected to Amazon.com. You will complete the transfer process from here. Most books can be transferred wirelessly.

### Wireless Transfer

Click “Get library book.” If you are not already signed into your Amazon account, you will be prompted to sign



in now. If you own more than one Kindle, make sure the correct device is selected from the list. Click “Continue” if prompted.

The book will be delivered wirelessly to your Kindle the next time your device syncs. **You must have a strong Wi-Fi signal for your device to sync.** For instructions on syncing your device manually, go to

<http://amzn.to/1c29pQt>.

### USB Transfer

USB transfer must be used if:

-You own an older Kindle that is only compatible with Amazon’s Whispersync network and cannot connect to Wi-Fi.

-The book you have checked out is designated as “USB Only.”

Connect your Kindle to your computer. After you are redirected to Amazon’s website, click “Get library book” and sign in if you are not signed in already. Click the button that says “Download Now” to save the book to your computer. When you are prompted, save the file instead of opening it.

If you are given the choice of where to save the file, choose the following location: Computer>Kindle>documents. If you are not given the choice, copy the file from the location where it is saved to this location. For more help on USB transfers, see Amazon’s instructions:

<http://amzn.to/uumkUD>.

### Transfer the book to another Kindle:

If you need to transfer the book to another device, sign into your account at Amazon.com and go to “Manage Your Content and Devices.” Click the button under “Actions” next to the book you want to transfer and choose “Default Device or “Others” next to “Deliver to,” depending on which device the book was sent to first.

Choose the device you would like to deliver the book to from the list. You can also download it to your computer on this screen.

The Sandman Vol. 1: Preludes & Nocturnes (New Edition) (The Sandman series)

Neil Gaiman

**Borrowed**

This book is a Kindle digital library loan

Loan status: Expires January 31, 2017

Price: \$9.99

Deliver to [Default Device](#) (or) [Others](#)

[Download & transfer via USB](#)

[Clear furthest page read](#)

[Return this book](#)

[Read Now](#)

[Buy Now](#)

[Add to collections](#)

Batman: Year One

Frank Miller, David Mazzucchelli

**Borrow Expired**

This book was a Kindle digital library loan

Loan status: Expired July 15, 2016

Price: \$8.99

[Delete](#)

[Buy Now](#)

[Add to collections](#)

×

### Removing expired books from your Kindle:

To remove a book from your device after the loan period has ended, sign into your account at Amazon.com and go to “Manage Your Content and Devices.” Click the button under “Actions” next to the book you want to delete and choose “Delete.”

### I need more help! What do I do?

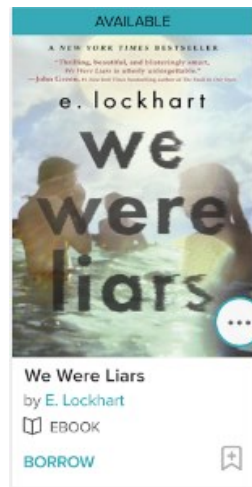

Click “Help” on Bibliomation’s OverDrive site, or go to <http://help.overdrive.com>. To contact a Bibliomation staff member for help, go to <http://biblio.org/overdrive-support-submission-form/>.

To contact EWML: [Reference@ewml.org](mailto:Reference@ewml.org)

Or call (203) 452-2852 and leave a voicemail

To find available titles:

Titles that are available to check out right away will be labeled “Available,” and will have the option to “Borrow.”



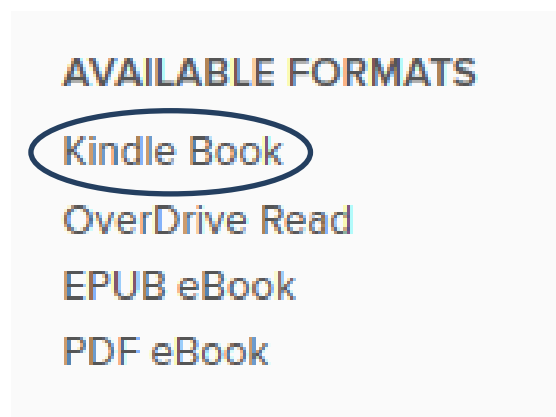
Titles that are not available to check out right now will be labeled “Wait List,” and will have the option to “Place a hold.”

To limit your search results to only available titles, tap in the search box and then tap “Advanced.” Under “Availability,” choose “Available now.”

To find out if a book is compatible with your Kindle:

Click on the book cover. Look at the available formats listed on the right side of the page. If Kindle Book is listed here, the book is compatible.

You can filter incompatible books out of your search by choosing these formats from the filters on the left side of the search page.



Where is my book saved on my Kindle?

If you transferred the book to your Kindle wirelessly, it will be saved directly to your Kindle library. If you transferred the book via USB, it will be saved under “Archives.”

## FAQs

### Why borrow ebooks from your library?

**Read popular titles on your device for free!**

**Access your library's digital branch anytime, anywhere.**

**No late fees!**

### How long can I borrow an ebook?

**14 days. This can be extended to 21 days by changing the settings in your account.**

### Can I renew ebooks?

**eBooks can be renewed if another user does not have a hold on the title.**

### How many ebooks can I check out at once?

**You can check out a combination of up to 5 ebooks and downloadable audiobooks on one account.**

### Can I return ebooks early?

**Titles can be returned early through your Amazon account. On the Amazon website, go to "Manage Your Kindle," then click the "Actions" menu next to the title you want to return and click "Return this book."**

### How many books can I place on hold?

**You can place up to 10 holds at once.**

### What do I do when I receive notification that the book I have on hold is available?

**Click on the link in your email. Log into your account. Depending on the options you chose when placing the hold, the item will either be under Check Outs or Holds.**